



- Verification of Stored Energy Inside A Panel
- Fits 30mm Knockout
- Redundant Circuitry
- 40-750 VAC, 30-1000 VDC

The UPA 130 Power Alert **reduces the risk of electrical arc flash** by pre-verifying the electrical isolation from outside of a control panel. Hardwired to the circuit breaker or main disconnect, the UPA flashes whenever voltage is present. Engineered with **redundant circuitry**, the Power Alert is powered by the same voltage that it indicates.

**OPERATION**

The eight detector UPA-130 visually alerts to the presence of dangerous AC or DC (Store Energy) potentials occurring between any combination of the four monitored input lines (L1, L2, L3, GND). Two LED indicators are assigned to each input line and are designated "+" and "-". For each input line carrying an **AC potential** (bi-polar), both the "+" and "-" LEDs will be active. A **DC or Stored Energy potential** will illuminate the "+" LED for the positive line and the "-" LED for the negative line.

30mm Universal Power Alert

**SPECIFICATIONS**

OPERATIONAL RANGE	AC SINGLE OR 3-PHASE	40 to 750 VAC, 50/60/400 Hz, (LINE-TO-LINE or LINE-TO-GND) (UL Approved 50/60 Hz)			
	DC OR STORED ENERGY	30 to 1000 VDC, (LINE-TO-LINE or LINE-TO-GND)			
MAXIMUM RATED VOLTAGE	750 VAC/1000 VDC (LINE-TO-LINE or LINE-TO-GND)				
DETECTION THRESHOLDS	29 VAC 3-Phase, 40 VAC SINGLE-Phase, 27 VDC (TYP CUTOFF)				
POWER CONSUMPTION	1.2 Watts @ 750 VAC (Approximately)				
TEMPERATURE RATING	Operate	-4° to 131°F (-20° to +55°C)			
	Storage	-40° to 185°F (-40° to +85°C)			
ENCLOSURE	Totally Encapsulated for Environment Protection				
TERMINATIONS	(4) 6ft, 18 AWG 1000V, UL-1452	RED	YEL	BLU	GRN
		A Ø	B Ø	C Ø	GRD
WEIGHT	7 oz.				

INDICATOR FLASH RATES (L1, L2, L3, GND)

3- Phase Line-To-Line (VAC)	<29	30	120	240	480	600	750
Flashes/Sec (Typical)	0	1.3	4.2	5.8	7.3	8.0	8.8
DC or Stored Energy (VDC)	<27	30	48	110	300	600	1000
Flashes/Sec (Typical)	0	1.6	2.5	4.5	6.9	8.8	9.1

GND DETECTOR THRESHOLDS (LEAKAGE ANY PHASE-TO-GROUND)

3- Phase Line-To-Line (VAC)	30	120	240	480	750
L1, L2, or L3 To Ground Continuity (OHMS)	2M	2M	3M	5M	7M
Detector Included Fault Current (µA)	7	26	38	60	67

DETECTOR INCLUDED FAULT CURRENT (PHASE-TO-GROUND SHORT)

3- Phase Line-To-Line (VAC)	30	120	240	480	750
0 OHM Phase-To-Ground Current (µA)	28	108	219	455	730

NOTE: For 3-Phase Wye applications, it is normal for the "GND" indicators not to flash unless a phase is lost.

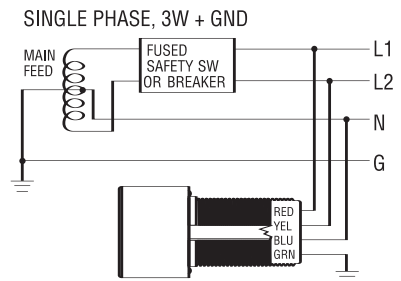
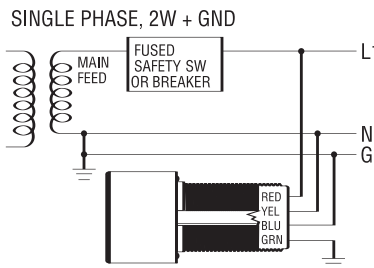
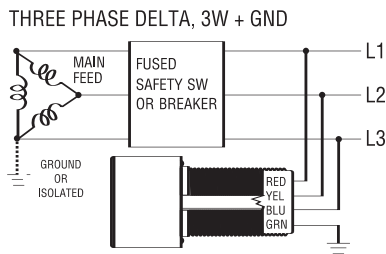
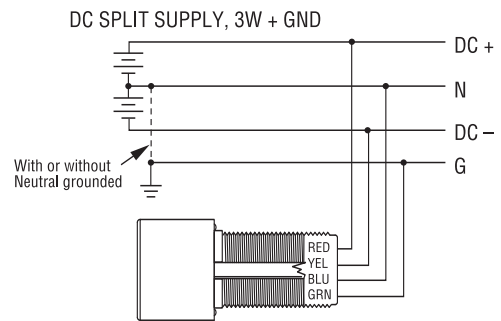
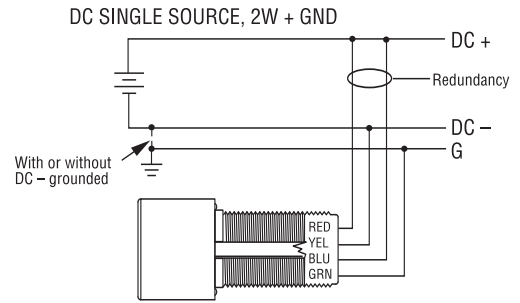
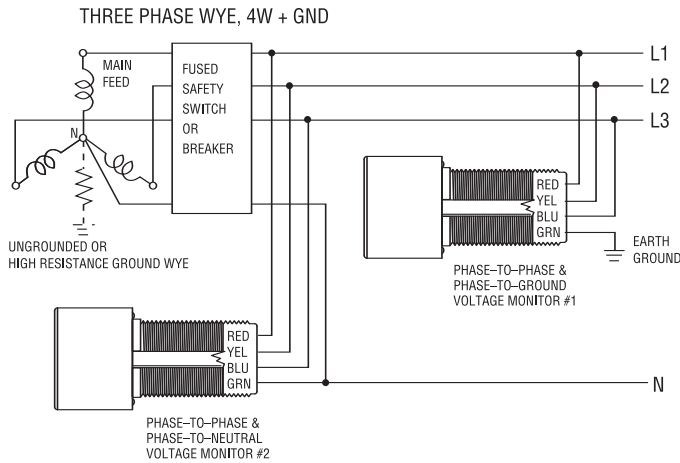
**ORDERING INFORMATION**

MODEL NUMBER	DESCRIPTION
UPA-130	30mm Universal Power Alert
Accessories	
UPA-WP40	ANSI Warning Plate
UPA-BZL	Flush Mounting Kit for 1-1/4" Conduit Knockout



Power Alerts // UPA-130 Series

WIRING



DIMENSIONS (INCHES)

